
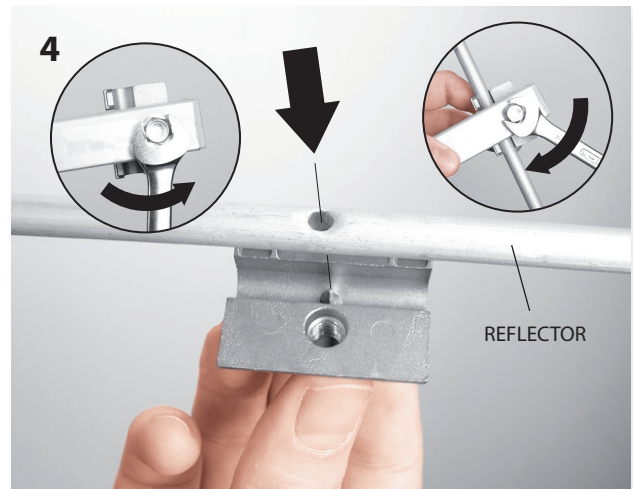

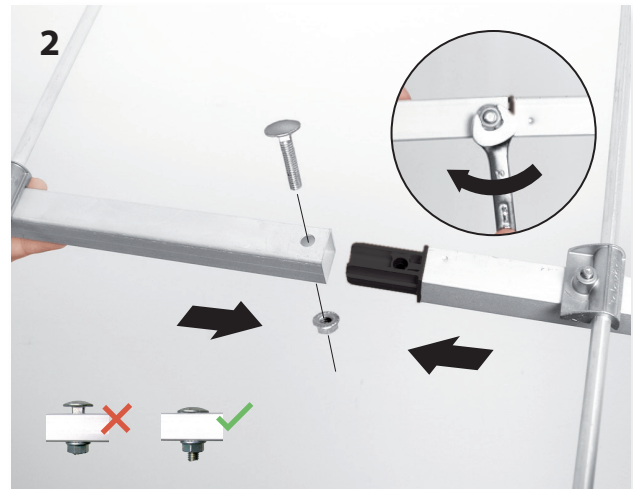



## Antenna / Antena

Ref. 106501

## Bill High VHF



Reference	Referencia	106501	
Working band	Banda de trabajo	MHz	174 - 230 CH 05 - 12 (EU) CH 07 - 13 (USA)
Gain	Ganancia	dBi	9.5
F/B ratio	Relación D/A	dB	20
Dimensions	Dimensiones	mm in	1410 x 900 x 105 55.51" x 35.43" x 4.13"
Wind load	Carga al viento	N	71 <sup>(1)</sup> 97.7 <sup>(2)</sup>

<sup>(1)</sup> 80 miles/h - 130 Km/h

<sup>(2)</sup> 93 miles/h - 150 Km/h

## Antenna Selector

This antenna works in the following zone(s).

© Consumer Electronics Association

See the TV Antenna Selector Map to find the zone in which you live.

## Safety Instructions:

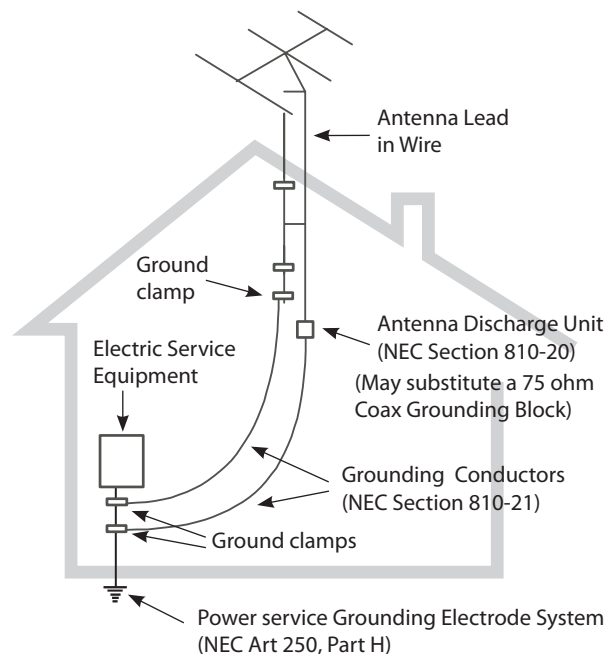
### LIGHTNING PROTECTION

- ◆ If installed outdoors, be sure the antenna system is grounded so as to provide protection against voltage surges and built-up static charges. Section 810 of the National Electrical Code ANSI/NFPA70, or CSA C22.1 sections 10, 16, and 54, of the Canadian Electrical Code, provide information with respect to proper grounding of the mast and supporting structure, grounding of the antenna lead-in wire to an antenna discharge unit, size of grounding conductors, location of antenna-discharge unit, connection to grounding electrodes, and requirements for the grounding electrode (see figure and instructions).
- ◆ Mount the lightning arrestor or 75 ohm coaxial grounding block as close as possible to where the 75 ohm coaxial cable download enters the house.
- ◆ The ground wires for both the mast and the download should be copper or aluminum wire, number eight (8) or larger.
- ◆ The download wire from the antenna to the lightning arrestor and the mast ground wire should be secured to the house, spaced from four (4) to six (6) feet apart.
- ◆ In the case of a "ground up" antenna installation it may not be necessary to ground the mast if the mast extends four or more feet in the earth. Consult a TV serviceman for the proper depth in your location.

### WARNINGS

- ◆ To prevent fire or shock hazard, do not expose the included power supply to rain or moisture.
- ◆ Installation of off-air antennas near power lines is dangerous. For your safety, follow the installation instructions.
- ◆ Any alteration or modification to the product or usage not in accordance with product instructions voids the warranty.

Example of antenna grounding as per National Electrical Code, ANSI/NFPA 70



NEC - National Electrical Code

DECLARACIÓN DE CONFORMIDAD ■ DECLARATION OF CONFORMITY ■ DECLARAÇÃO DE CONFORMIDADE ■ DECLARATION DE CONFORMITE ■ DICHIARAZIONE DI CONFORMITÀ ■ DEKLARACJA ZGODNOŚCI ■ KONFORMITÄTSERKLÄRUNG ■ ΠΙΣΤΟΠΟΙΗΤΙΚΟ ΣΥΜΜΟΡΦΩΣΗΣ ■ FÖRSÄKRAN OM ÖVERENSSTÄMMELSE ■ ДЕКЛАРАЦИЯ СООТВЕТСТВИЯ ► <https://doc.televes.com>